

# Aircraft Tyre Spin-up Dynamics: A review and a new strategy to reduce Tyre Temperature and ground Loads

Saeed Mahjouri<sup>1</sup>, Rasoul Shabani<sup>2</sup>, Martin Skote<sup>3</sup>

1,2- Department of Mechanical Engineering, Faculty of Engineering, Urmia University, Urmia, Iran

3- School of Aerospace, Transport and Manufacturing, Cranfield University, Cranfield, United Kingdom

## Abstract

Due to the static condition of the wheels at touchdown, they skid on the runway, which may cause the tires to burn and wear. This phenomenon occurs in a fraction of a second known as the spin-up period. This paper focuses on the temperature and drag load control of aircraft tires during the spin-up process. Firstly, the dynamics of the spin-up phase is reviewed. Secondly, a strategy to prevent excessive temperature and wear of the tire is presented, consisting of utilizing a lubricant and coolant, such as water, at the spin-up stretch of the runway. Wetting the spin-up part of the runway also reduces the friction coefficient and consequently decreases the amount of the horizontal shock or load, resulting in a relatively soft landing which improves the fatigue life of the landing gear and aircraft structure. A rough quantitative analysis demonstrates that the wetting of tires in the spin-up phase decreases the loads and tire wear. We also predict that controlling the tire temperature during the spin-up period can significantly reduce the tire wear in the subsequent braking and taxiing phases.

**Keywords:** Aircraft landing- spin-up dynamics- experimental setup- ground loads.

## 1. Introduction

The landing phase is the most critical phase of the flight envelope of an aircraft due to the harsh transition from airborne phase to ground rolling. The landing phase from first touchdown to complete stop of a passenger aircraft takes about 30 sec. and consists of two different stages. The first stage occurs in a fraction of second [1], where the skidding of the landing wheels changes to fully rolling motion. This period of time is known as spin-up stage or period. The second stage starts from deploying the spoilers, where the weight of the aircraft is transferred gradually to the landing wheels, and subsequently the brakes are activated until the aircraft stop. Many papers and reports in the field are related to the second stage, where the brakes are activated. However, few articles are devoted to the touchdown dynamics, traction forces, loss of tyres, and temperature control during the spin-up period. The only method that has been proposed for preventing excessive tyre wear at landing is the pre-rotation of the wheels, which is not currently used in aircraft.

Although an important part of the tyre wear may relate to braking and the cornering required during the

roll-out and taxi phases [2], the runway rubber deposits, however, confirm that burn and wear occur in the touchdown and spin-up phases [3]. During the spin-up phase, the skidding of the tyres generates enough heat to burn the tyres and may cause the contact patch of the tyre to revert to its uncured state [4]. This reverted rubber cannot be cooled in the short spin-up time [5], hence the directional control of the aircraft or its braking performance during the second phase can be affected by the temperature of the tyres [6,7]. Therefore, we conclude that, during the spin-up period, preventing the increase of tyre temperature is more important than reducing their wear.

A limited number of articles have examined the spin-up dynamics and few experiments have been performed in this regard. Milwitzky *et al.* [8] experimentally investigated the vertical and horizontal ground loads and variations of the coefficient of friction between the tyre and the runway during the wheel spin-up period. Their experiments included three major phases: forward speed tests at horizontal velocity up to 86 ft/sec, forward speed tests with reverse wheel rotation to simulate horizontal velocities up to about 273 ft/sec, and spin-up drop tests. They also examined the effects of the relative velocity of the tyre and runway on the induced forces. Fig. 1a shows the effect of the pre-rotation, ranging from no pre-rotation up to almost complete pre-rotation, on the landing loads during spin-up time. In this figure,  $V_{vo}$ ,  $V_{car}$ ,  $F_{HT}$ , and  $F_{VT}$  are the sink rate, horizontal velocity of carriage, horizontal, and vertical loads between the tyre and ground, respectively. The figure shows that increasing the amount of pre-rotation decreases the spin-up time and reduces the maximum horizontal forces significantly. However, the vertical impact load will not be affected by the pre-rotational speed. Milwitzky *et al.* [8] also plotted the maximum horizontal load at three sink rates against the percentage pre-rotation. Their results are shown in Fig. 1b, which demonstrates that the pre-rotation produced a significant reduction in drag load at the higher sink rates.

Furthermore, Milwitzky *et al.* [8] concluded that the coefficient of friction was influenced by the skidding velocity and slip ratio. They also claimed that the tyre temperature and the contaminated runway (by abraded rubber) could affect the drag load and friction coefficient. However, these claims were not proven. They stated that at very high approach speeds, the spin-up drag loads may be of the same order as, or even less

1. Postdoc in mechanics

2. Prof., Fax and Tel: 04431942859, email: r.shabani@urmia.ac.ir (corresponding author)

3. Airbus Professor of Landing Systems Engineering

than, the drag loads caused by other design conditions. Thus, the practical advantages of pre-rotation were not as great as initially thought.

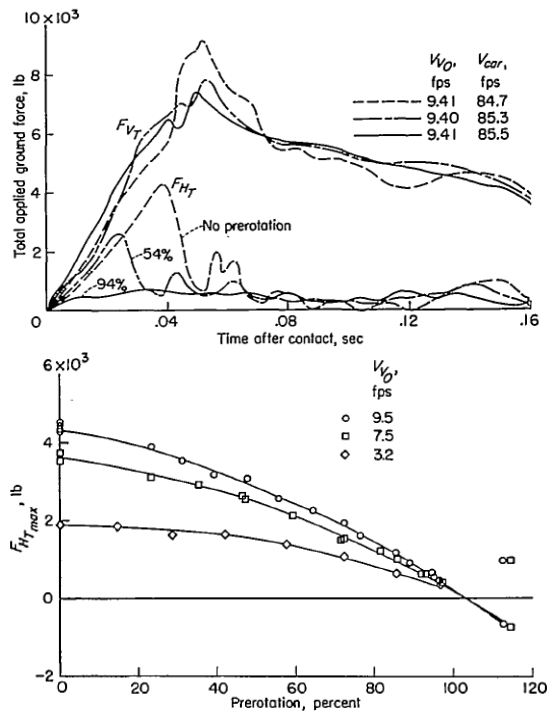


Fig. 1: Effects of the wheel pre-rotation on the tyre-runway horizontal and vertical loads, a) Time histories of the horizontal and vertical loads, b) Maximum horizontal or drag load, [8].

In a series of valuable experiments at Langley Research Center, effects of the wet-runway on the variations of the friction coefficient were studied [9]. They showed that the presence of small amount of water on the runway surface has a significant effect on the friction coefficient. Fig. 2a depicts the variations of the friction coefficient versus the relative velocity in damp and wet surfaces. In another test, with the brakes released, they investigated the spin-up time in wet and dry runways (Fig. 2b). They showed that wetting of the runway increases the spin-up time more than twice at the higher velocities. In addition, the loss of the tyre tread and its wear can have a significant effect on the spin-up distance. The results indicated that the worn-out percentage of a tyre is more important than the wetness of the runway surface. It is worth nothing that the laboratory conditions were not in the speed range of the current heavy passenger aircraft. However, the results in Fig. 2b will be important for clarifying our new idea in the next section.

An experimental investigation of the space shuttle orbiter main gear tyre spin-up processes has been conducted at the NASA Langley research center [10]. Effect of the pre-rotation on the spin-up wear was also reported. The influence of forward speed of the space shuttle, as well as its sink rate, on the tyre spin-up ground forces were evaluated. In addition, the effects of the runway characteristics on spin-up time and induced

loads were discussed. Figure 3 shows that with decreasing friction coefficient from 0.7 to 0.3, the horizontal force decreases from 120 KN to 60 KN, and the spin-up time increases from 0.1 to 0.25 sec. It is revealed that while the increasing spin-up time, or distance, is very small compared to the total length of the runway, the reduction of the tyre contact drag force is significant.

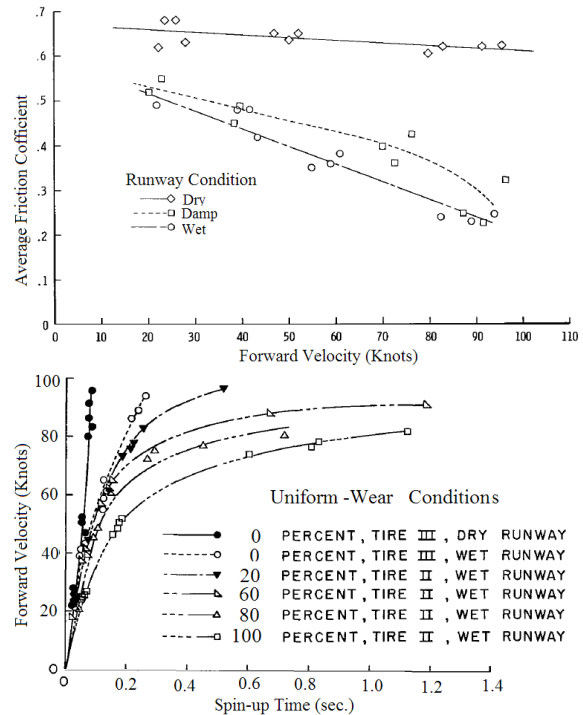


Fig. 2: a) Effects of runway surface condition on the breaking effectiveness, b) Effects of the tyre wear and wet runway on tyre spin-up time, [9].

Another experimental study was conducted to compare the spin-up behavior of an aircraft tyre during touchdown on grooved surface with the corresponding behavior on the similar smooth surfaces [11]. It was found that the grooving of a runway surface generally reduces wheel spin-up period. However, the grooving did not appreciably affect the maximum wheel spin-up drag forces. Hence, the spin-up period is decreased without the drag forces being larger, which is surprising since it is in contradiction with the results obtained by Daugherty *et al.* [10], who demonstrated that reducing the spin-up time is equivalent to increasing the angular acceleration of the landing wheels, which is the result of increasing the torque or drag force applied to the wheels.

Experimental results and field observations have revealed that during spin-up time, the aircraft tyre burns, its frictional characteristics change effectively, and significant asymmetric wear occurs. Hence, mathematical or even numerical modeling of the spin-up tyre-runway contact dynamics would be very complex. Therefore, only a small number of articles have been published on the modeling of spin-up dynamics, where each of them has its own limitations. For instance, Padovan *et al.* [1] developed a tyre spin-

up dynamic model and studied the effects of sink rate, runway friction, and aircraft landing speed on the spin-up time. Their case study involved the shuttle main tyres data. Variations of the spin-up time as a function of friction coefficient and sink rate are depicted in Fig. 4. It should be pointed out that the coefficient of friction and wear mechanism are highly affected by the slip ratio and tyre temperature [12], which were not taken into account by Padovan et al. [1].

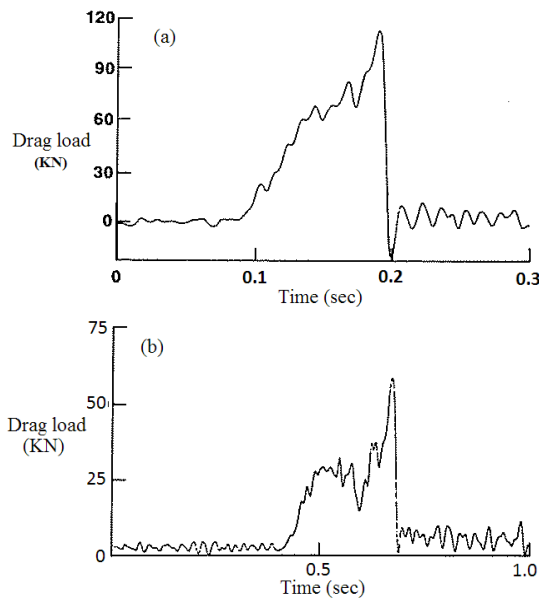


Fig. 3: Ground drag loads for different runway surfaces, a) grooved runway with friction coefficient 0.7, b) grooved runway with friction coefficient 0.3, [10].

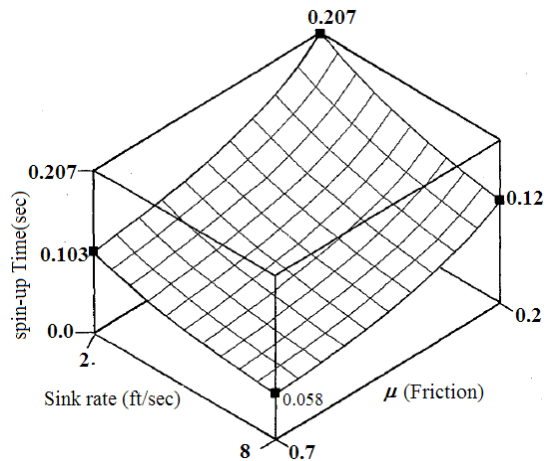


Fig. 4: Parametric effects of sink rate and friction coefficient on the skidding distance or spin-up time [1].

Although researchers [8] early concluded that the pre-rotation may not be very important for reducing the tyre wear, the reduction of tyre temperature and drag forces are not negligible. Alroqi et al. [13] studied the effects of the pre-rotation of the landing wheels on the tyre wear. They used a simple single degree of freedom dynamic model and showed that the pre-rotation of the wheels could reduce the abrasive skidding between the aircraft tyre and runway surfaces immediately after touchdown. In their work, the simple Archard wear

theory was used to calculate tyre wear. However, due to very complex and nonlinear processes at the touchdown moment with sharp changes in the tyre temperature, calculating tyre wear without considering the tyre temperature and its tyre burning effects may not be reliable.

Alroqi et al., [14] also employed the commercial software ANSYS for modeling the touchdown process. They utilized a coupled structural- thermal transient analysis to examine the wheel's dynamic response and tyre tread temperature during spin-up period. The tyre tread temperature was calculated for both the initially static and pre-rotation wheels to show the effectiveness of the pre-rotation. However, they ignored the occasional abrasion of the tyre that may lead to cooling as the hot top layer of the rubber is removed [5]. Alroqi et al., [14] claimed that 90% of the thermal energy generated by the tyre skidding on the runway is transmitted to the tyre and only 10% goes to the runway. It should be pointed out that the thermal partition coefficients of two contact bodies are highly dominated by their thermal conductivities. In other words, the higher the body thermal conductivity, the greater the amount of heat energy transferred to it [12]. Experimental findings showed that the thermal conductivity of the asphalt concrete ranged from 1.7 to 2.1 W/m· °C [15] and for tire tread or natural rubber is about 0.2 W/m· °C [16]. Therefore, taking into account the thermal conductivity of the rubber, which is much lower than the asphalt or concrete [14], assumption seems contradictory. Fig. 5 shows the tyre tread temperature variations in static and pre-rotated wheels from [14]. They claimed that the pre-rotation can prevent the tyre heat build-up. They also reported the wheel angular velocities with and without pre-rotation, see Fig. 6. The figure (lowest panel in Fig. 6) clearly indicates that the angular velocity of the wheel at 100 % pre-rotation is oscillating widely. It should be emphasized that such severe rotational speed fluctuations at the moment of contact are not justified and have not been shown in any experimental tests [10, 17]. By referring to the 100% pre-rotation case (Fig. 6), it is observed that in an interval of about 0.002 second, the wheel angular velocity has decreased from 120 to 30 rad/sec. This velocity reduction is equivalent to a negative angular acceleration of about 45,000 rad/s<sup>2</sup>. Therefore, according to the radius and rotary inertia of the wheel, a negative horizontal force about 250 tons must be created at the touchdown moment. However, referring to the contact forces reported, such huge horizontal force is unlikely to occur.

In addition to scientific reports and articles related to pre-rotation of the landing wheels, many patents have suggested different mechanisms for pre-rotation of the landing wheels. However, none of the methods suggested have been implemented on commercial aircraft, as far as the authors know. It seems that, despite some advantages of the pre-rotation system, crucial negative points such as complicating the landing gear mechanism, controllability of the wheels speed in

different wind conditions, and imposing additional weight have prevented the use of the pre-rotation system.

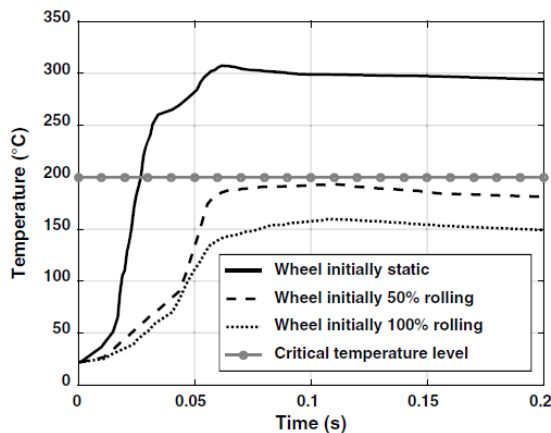


Fig. 5: Variation of the tyre tread temperature for initially static, 50% pre-rotated wheel, and 100% pre-rotated wheel [14]. Printed with permission from AIAA.

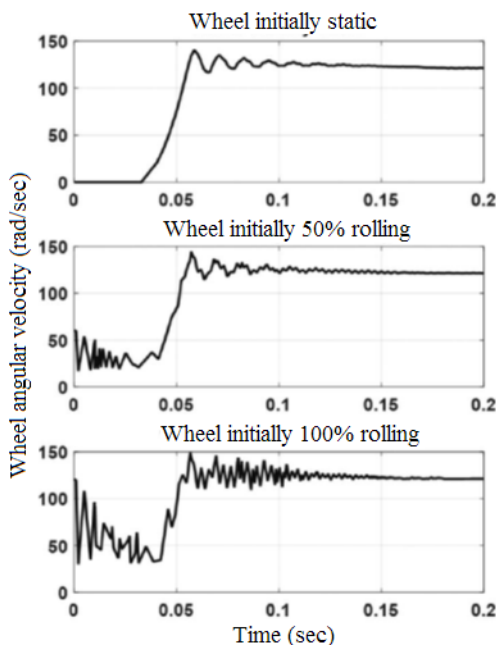


Fig. 6: Variations of wheel angular velocities for initially static, 50% and 100% pre-rotated wheel [14]. Printed with permission from AIAA.

## 2. The Proposed Strategy

For clarifying the new idea, it is necessary to review the landing sequences in detail. First touchdown of the main wheels with runway surface take places with horizontal velocity about 60 to 90 m/sec. Due to the static condition of the wheels, at first, the wheels skid on the runway and during a short period of time (0.1 to 0.2 sec) the slip ratio changes from one to zero [10, 17]. Thus, the abrasive skidding causes the tyres to burn and smoke. Fig. 7 shows the wheel angular velocity recording during the spin-up period.

During this period the aircraft is still in flight-mode where the aerodynamic forces are dominating, and the

traction or wheel contact forces act as undesirable system disturbances. Therefore, the brakes must not be activated during this period, otherwise the wheels will lock and skid again. Hence, in contrast to the braking period, where the friction forces between the wheels and the runway surface are crucial for the directional control and the stability, these forces should be as low as possible in the spin-up period to prevent the increased tyre temperature, horizontal shocks, and tyre wear.

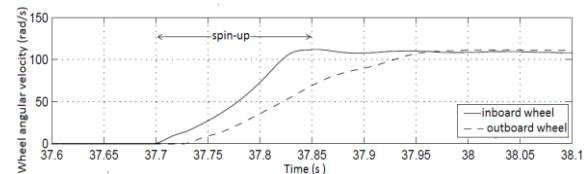


Fig. 7: Variation of the wheel angular velocity during spin-up period [17]. Printed with permission from the author.

Just after the spin-up period, the spoilers are deployed and after a delay of 1 to 3 seconds the brakes are activated (see Fig. 8). During the breaking phase, unlike the spin-up period, presence of the enough friction force between the wheels and runway surface is essential. Hence, to alleviate tyre traction loss especially on wet runways and prevent hydroplaning, transverse grooving of the runways has been proposed (Horne *et al.*, 1968). However, despite the wet runways in most rainy cities and the lack of grooves on the runway surfaces, the aircraft still make a safe landing on wet runways without significant areas of standing water.

Due to skidding of the tyres during the spin-up, part of the frictional work increases the angular velocity of the landing wheels, and another part heats the tyres and the runway surface. Due to the significant difference between the heat conductivity of the tyres (about 0.15 w/m°C) and the material of runway surface, i.e concrete or asphalt (about 0.8 to 2 w/m°C), a greater amount of the generated heat flux is transferred to the runway. However, due to low conductivity of the tyres, thermal energy is concentrated on its surface and increases the temperature up to 350 °C. Therefore, according to the decomposition temperature of the tyre material (about 200 °C according to Mandal *et al.* [18], it burns in the contact region, and part of it sticks to the runway surface and another part appears as smoke.

Due to the drastic variation of the landing wheels dynamics and kinematics, and the rapid changes of the mechanical and material properties of the tyres, analytical and numerical modeling of the spin-up dynamics is very complex. Even reconstructing the real spin-up conditions in the laboratory is very complicated [10]. Hence, few reports have been presented, and most suffer from restrictive, and sometimes questionable, heat flux assumptions [14, 19]. In the following, an attempt has been made to provide approximate results regarding tyre wear in the spin-up phase. Calculations are provided for Boeing 747 where its specifications and spin-up conditions are depicted in Table 1.

Table 1: System parameters and spin-up conditions

Properties	Values
Tyre diameter, $d$	1244.6 (mm)
Aircraft weight, $M$	$3 \times 10^5$ (kg)
Tyre weight, $m$	110 (kg)
Wheel moment of inertia, $I$	46 (kg.m <sup>2</sup> )
Tyre grooves depth, $h_g$	13 (mm)
Tyre width, $w$	482.6 (mm)
Net tyre width, $w_n$	380 (mm)
Tyre mass density, $\rho$	1125 (kg/m <sup>3</sup> )
Landing speed, $V$	80 (m/s)
Average friction coefficient, $\mu$	0.4
Spin-up period, $t_{sp}$	0.15 (s)
Sink rate, $V_s$	1.5 (m/s)
Sink rate settling time, $t_{st}$	0.25 (s)
Runway heat conductivity	1.4 (w/m.°C)
Tyre heat conductivity	0.15 (w/m.°C)
Tyre specific heat, $C_t$	2300 (J/kg.°C)

As a general rule, if the tyre tread has been worn to the base of any groove anywhere on the tyre, it should be replaced. However, in the calculations it is assumed that the wear is uniform, and that the tyre is replaced when 85% of its treads are worn. Hence, the reduction in tyre weight  $m_{tl}$  – or the amount of wear of a new tyre over the entire service life – will be:

$$m_{tl} = \pi d w_n h_g \rho = 18.4 \text{ kg} \quad (1)$$

The spin-up distance is  $L_s = V t_{sp} = 12$  m, where  $t_{sp}$  is the spin-up period. Considering the sink rate settling time  $t_{st}$ , the average vertical  $F_v$  and horizontal  $F_H$  traction forces are:

$$F_v = \left( \frac{V_s}{t_{st}} \right) M = 1.8 \times 10^6 \text{ N} \quad (2)$$

$$F_H = F_v \mu = 7.2 \times 10^5 \text{ N}$$

From an energy perspective, the average friction work  $E_f$ , rotational wheel energy  $E_r$ , and thermal energy  $E_H$  can be written as:

$$E_f = F_H V t_{sp} = 8.64 \times 10^6 \text{ J}$$

$$E_r = \left( \frac{1}{2} \right) I \omega^2 = 6.75 \times 10^6 \text{ J} \quad (3)$$

$$E_H = E_f - E_r = 1.89 \times 10^6 \text{ J}$$

According to the thermal conductivity of the tyre and runway material, it is assumed that the amount of the heat flux through each surface is proportional to the respective conductivity. Therefore, in this study, 90% of the heat is transported to the runway and only 10% goes to the tyres. Thus, assuming an average increase in tyre temperature ( $\Delta T$ ) of 275 °C, the total mass loss of all 18 tyres in each landing during the spin-up period is

$$0.1 E_H = m_{sl} C_t \Delta T \rightarrow m_{sl} = 0.3 \text{ kg} \quad (4)$$

Hence, the mass loss of each tyre in each landing is about 0.0167 kg. Part of this lost material sticks to the runway and the other part appears as smoke. Assuming the replacement of each tyre after 300 landings, the amount of loss of each tyre in the spin-up time and during entire service life will be  $0.0167 \times 300 = 5.0$  kg. Consequently, according to the result of Eq. (1), it can be concluded that 27% of the tyre lost occurs in the spin-up period and 73% of it relates to the braking, cornering, and taxiing phases.

The above calculations can be compared to the experimental measurements of Morris [20], who estimated that a Boeing 747 could lose as much as 0.812 kg of rubber per landing, on the basis of average weight loss. Thus, each tyre loses 0.045 kg for each landing according to [20]. Combining with our calculations (0.0167 kg in each spin-up period) yields that 37% of tyre weight loss is related to the spin-up period. The difference in tyre wear percentage (we found 27% above) may be partially attributed to the different types of tyre damage that Morris referred to as worn tyres. He weighed 45 worn Boeing 747 tyres after 180 landings (with no reference being made to the tread wear), while our estimates are based on that 85% of treads of all weighed tyres have been worn, corresponding to 300 landings.

Hence, it can be claimed that by controlling the temperature in this period, the consumption of tyres can be reduced effectively. Furthermore, experimental results have also shown that high temperature in braking and taxiing conditions can also increase tyre wear drastically [4]. Fig. 9 shows the variations of aircraft tyre wear rate versus the tyre temperature. Therefore, controlling the tyre temperature during the spin-up period can significantly reduce tyre wear in the braking and taxiing phases, and also improve the braking performance.

To minimize the tyre wear and temperature increase during the spin-up phase, the friction coefficient between the landing wheels and the runway should be reduced as much as possible. Here, we propose that the part of the runway where the transition occurs (spin-up distance), should be covered with a coolant and lubricant, such as water, see Fig. 10. The wetting of the interface between tyre and surface can also be performed by injecting the desired antifreeze coolant or lubricant liquid on the tyre surface during the spin-up transition.

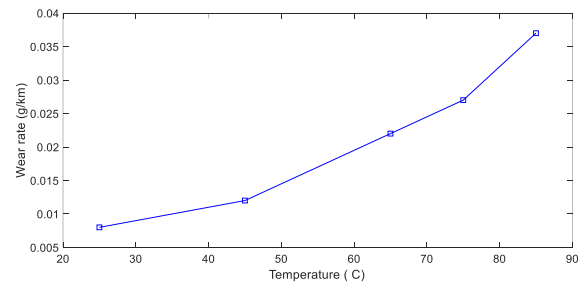


Fig. 9: Experimental variations of aircraft tyre wear rate versus the tyre temperature for slip angle 5° [4].



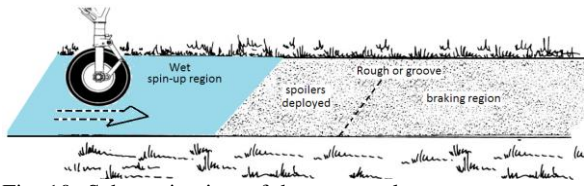


Fig. 10: Schematic view of the proposed strategy, runway with wet spin-up region.

Although wetting the touchdown segment of the runway increases the spin-up distance (Fig. 2b), the increment (dozens of meters) will be very small compared to the total runway length. For example, if the friction coefficient decreases from 0.7 to 0.2 (by wetting the spin-up distance), the spin-up time will increase from 0.1 sec to 0.2 sec - see Fig. 4. In other words, the spin-up distance increases from 8 meters to about 15 meters. This means that the landing wheels undergo several revolutions before reaching rolling speed. Therefore, abrasion is not concentrated to a specific part of the tyre surface, but is distributed on the peripheral surface of the tyre.

Furthermore, reducing coefficient of friction during spin-up reduces the horizontal drag force on the landing wheels, resulting in a significantly increased fatigue life and improved the frequency response of the landing mechanism [21]. Reducing the drag load will also improve the touchdown performance and consequently minimize the maximum strut load transmitted to the fuselage [22]. In addition, during this period, the wheels are not completely locked and the slip ratio will change from one to zero. Hence, reverted rubber hydroplaning will not occur.

### 3. Concluding Remarks

The spin-up phase is the most critical transition in the landing process. For dry runways, this transition takes place very roughly and causes damage to the tyres and runway surfaces. Hence, we propose to utilize a lubricant and coolant such as water at the spin-up distance to prevent the tyre temperature and wear increment. It should be noted that the coolant effect is more important than the lubricant effect. By controlling the tyre temperature (high temperature shocks), the braking will be done by the tyres with their material properties preserved, in addition to significantly reducing tyre loss during the spin-up phase. Also, with decreasing tyre temperature related to the braking and taxiing phases, the tyre wear in these phases could be significantly reduced [4].

The easiest way to implement the proposed method is to wet the spin-up distance of the runways. Wetting the spin-up zone is very simple and has the following advantages that cannot be ignored.

1. Although an important part of the tyre wear may relate to the braking and cornering phase, wetting of the spin-up distance decreases the tyre wear significantly. However, the proposed idea should be evaluated in an experimental setup or in practical field trials

2. The friction coefficient and wear of the tyre strongly dependent on the tyre temperature [4-6]. Thus, wetting the runway surface at the spin-up distance prevents the tyre temperature from rising. Therefore, the material properties of the tyres are preserved, and consequently the performance of the braking, cornering, and low speed maneuvering will be improved.

3. Wetting the spin-up part of the runway also reduces the friction coefficient and consequently decreases the amount of the horizontal shock or load, resulting in a relatively soft landing which improves the fatigue life of the landing gear and aircraft structure.

4. The proposed method also prevents the touchdown zone from rubber deposit accumulation. Hence, the concern of environmental pollution due to rubber deposition on the runway and puff of smoke (rubber burning) can also be resolved.

It should be emphasized that airplanes still land safely during rainy conditions (in well soaked runways without significant areas of standing water and cross wind). Hence, wetting the touchdown region of the runway without significant areas of standing water is the simplest, safest, and most practical method with the technology available today. The authors are working on the design of an experimental setup that will clarify the effectiveness of the proposed strategy in the near future. We hope the present paper will inspire others to follow our analytical approach to develop novel solutions to the problem of excessive tyre wear.

### 4. References

- [1] J. Padovan, A. Kazempour, and Y.H. Kim, "Aircraft Landing-Induced Tire Spinup," *Journal of Aircraft*, vol. 28, No.12, 1991. <https://doi.org/10.2514/3.46108>
- [2] J.L. McCarty, "Wear and related characteristics of an aircraft tire during braking", *National aeronautics and space administration NASA, Langley research center*, 1972.
- [3] M. Bennett, S.M. Christie, A. Graham, B.S. Thomas, V. Vishnyakov, K. Morris, D.M. Peters, R. Jones, and C. Ansell, "Composition of Smoke Generated by Landing Aircraft," *Environ. Sci. Technol.*, vol. 45, 2011, pp.3533–3538. <https://doi.org/10.1021/es1027585>
- [4] J. Wu, L. Chen, Y. Wang, B. Su, Z. Cui, and D. Wang, "Effect of temperature on wear performance of aircraft tire tread rubber," *Polymer Testing*, Vol.79, 2019, 106037. <https://doi.org/10.1016/j.polymertesting.2019.106037>
- [5] T. Linke, M. Wangenheim, H. Lind, and S. Ripka, "Experimental Friction and Temperature Investigation on Aircraft Tires," *Tire Science and Technology*, vol.42 No.3, 2014, pp.116–144. <https://doi.org/10.2346/tire.14.420301>
- [6] I. Rosu, H.L. Elias-Birembaux, F. Lebon, H. Lind, and M. Wangenheim, "Experimental and Numerical Simulation of the Dynamic Frictional Contact between an Aircraft

- Tire Rubber and a Rough Surface”, *Lubricants*, vol. 4 No.3, 2016.  
<https://doi.org/10.3390/lubricants4030029>
- [7] I. Rosu, H.L. Elias-Birembaux, F. Lebon, (2018). “Finite element modeling of an aircraft tire rolling on a steel drum: Experimental investigations and numerical simulations”, *Applied Science*, MDPI, vol.8, No.4, 2018, pp. 593. <https://doi.org/10.3390/app8040593>
- [8] B. Milwitzky, D.C. Lindquist, and D.M. Potter, “An experimental study of applied ground loads in landing,” *National advisory committee for aeronautics, Langley aeronautical laboratory*, 1955, Washington, DC.  
<http://hdl.handle.net/2060/19930092250>.
- [9] J.W. Trafford, Leland, and R.T. Glenn, “An investigation of the influence of aircraft tire-tread wear on wet-runway braking,” 1965, NASA TN D-2770.
- [10] R.H. Daugherty, and S.M. Stubbs, “Spin-Up Studies of the Space Shuttle Orbiter Main Gear Tire,” *Aerospace Technology Conference and Exposition*, 1988, Anaheim, California, October 3-6.
- [11] J.L. McCarty, “Effects of runway grooving on aircraft tire spin-up behavior,” *National aeronautics and space administration NASA, Langley research center technical report TM X-2345*, 1971.
- [12] Y. Waddad, V. Magnier, P. Dufrenoy, Ge. Saxcé, “Heat partition and surface temperature in sliding contact systems of rough surfaces,” *International Journal of Heat and Mass Transfer*, vol.137, 2019, pp. 1167-1182.  
<https://doi.org/10.1016/j.ijheatmasstransfer.2019.04.015>
- [13] A.A. Alroqi, and W. Wang, “Comparison of Aircraft Tire Wear with Initial Wheel Rotational Speed,” *International Journal of Aviation, Aeronautics, and Aerospace*, vol.2 No.1, 2015. <https://doi.org/10.15394/ijaaa.2015.1043>
- [14] A.A. Alroqi, W. Wang, and Y. Zhao, “Aircraft Tire Temperature at Touchdown with wheel prerotation”, *Journal of Aircraft*, vol. 54, No 3, 2017, pp. 926-938.
- [15] D.M. Mrawira, J. Luca, “Effect of aggregate type, gradation, and compaction level on thermal properties of hot-mix asphalts,” *Canadian Journal of Civil Engineering*, vol.33, No.11, 2006, pp.1410-1417.  
<https://doi.org/10.1139/106-076>
- [16] M. Gschwandl, R.C. Kerschbaumer, B. Schritteser, P.F. Fuchs, S. Stieger, and L. Meinhart, “Thermal Conductivity Measurement of Industrial Rubber Compounds using Laser Flash Analysis: Applicability, Comparison and Evaluation,” *AIP Conference Proceedings* 2065, 030041, 2019.  
<https://doi.org/10.1063/1.5088299>
- [17] Besselink, I.J.M. (2000). Shimmy of aircraft main landing gears. *Delft: Technische Universiteit Delft. PhD thesis*.  
<https://www.tue.nl/en/publication/ep/p/d/ep-uid/227775/>
- [18] A.Mandal, S. Pan, S. Mukherjee, A.K. Saha, S. Thomas, and A. Sengupta, “Variations in Specific Heat and Microstructure in Natural Rubber Filled with Different Fillers as Studied by Differential Scanning Calorimetry,” *Journal of Polymer and Biopolymer Physics Chemistry*, vol.2 No. 1, 2014, pp.25-28.  
<http://pubs.sciepub.com/jpbpc/2/1/4>
- [19] A.K. Kondé, I. Rosu, F. Lebon, O. Brardo, and B. Devésá, “Thermomechanical analysis of an aircraft tire in cornering using coupled ale and lagrangian formulations,” *Cent. Eur. J. Eng.*, Vol.3 No.2, 2013, pp.191-205. <https://doi.org/10.2478/s13531-012-0049-6>
- [20] K. Morris, “An estimation of the tyre material erosion from measurements of aircraft tyre wear,” *British Airways Environmental Affairs*, ENV/KMM/1131/14.18, 2006.
- [21] R. Chaudhary, “Investigation on structural dynamics of landing gear”, *Materials Today: Proceedings*, vol.46, No. 1, 2021, pp. 9-15.  
<https://doi.org/10.1016/j.matpr.2020.03.324>
- [22] Y. Li, J. Zheng Jiang, P. Sartor, S.A. Neild, H. Wang, “Including Inerters in Aircraft Landing Gear Shock Strut to Improve the Touch-down Performance,” *Procedia Engineering*, vol. 199, 2017, pp. 1689-1694.  
<https://doi.org/10.1016/j.proeng.2017.09.366>